

September 25–26, 9 a.m. – 5 p.m.,  
September 27, 9 a.m. – 4 p.m.

# LIVESTOCK SHOW 2025

- breeding animals
- presentation of animal breeds
- milking equipment
- feed preparation technique
- machinery and equipment for livestock farms
- products for animal husbandry
- services for livestock farms
- agricultural science, consulting services

Agriculture Academy of Vytautas Magnus University  
Universiteto str. 10B, Akademija, Kaunas distr.



Registration of participants will take place until **September 4, 2025.**

## Organizers



VYTAUTAS MAGNUS  
UNIVERSITY  
AGRICULTURE  
ACADEMY

## Lead sponsor

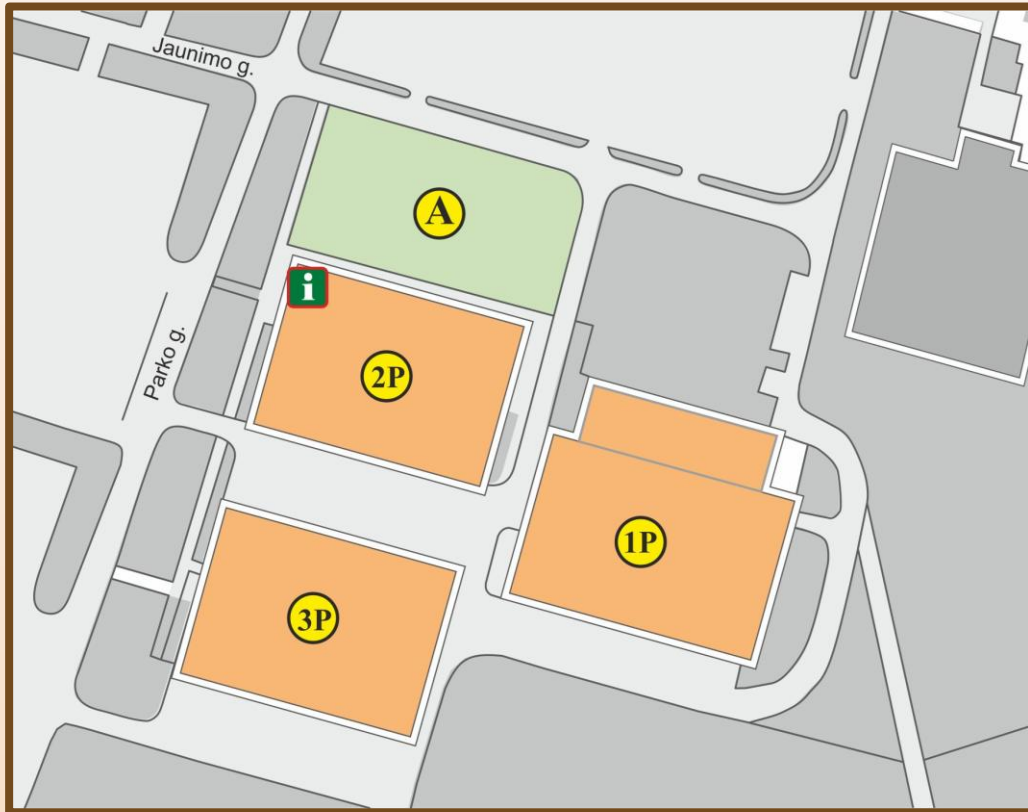


## Sponsor



THE MINISTRY OF AGRICULTURE  
OF THE REPUBLIC OF LITHUANIA

### Exhibition plan



**1P, 3P** – exposition of farm animals;

**2P** – machinery, equipment, services for livestock farms (indoor exposition),  
conference space;

**A** – machinery, equipment, services for livestock farms (outdoor exposition).

#### [PRICE LIST](#)

#### Minimum orderable area:

- outdoor – 9 m<sup>2</sup> (B sector)
- Indoor – 6 m<sup>2</sup> (2P sector)



To arrange a specific exposure location contact us:

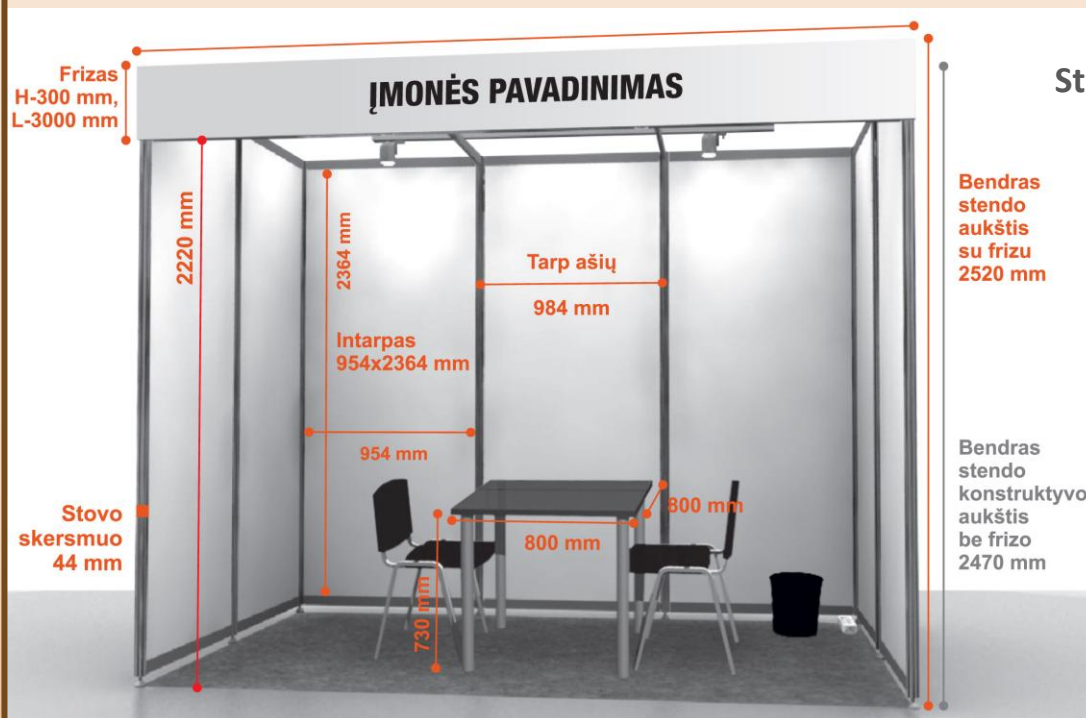
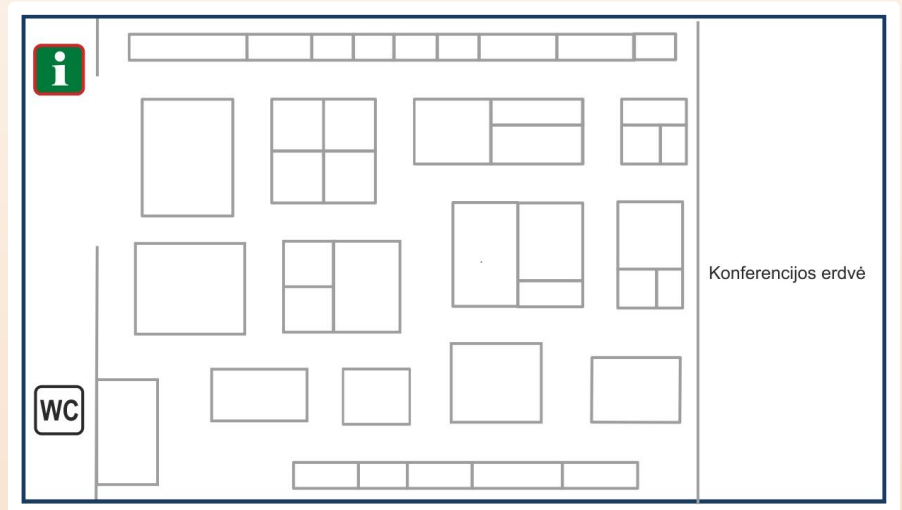
[eugenija.vasyliene@vdu.lt](mailto:eugenija.vasyliene@vdu.lt)

### Exposure place installation

[PRICE LIST](#)

**Indoors (2P sector) exposure you can:**

- set up your own stand in accordance with the [Stand Installation Regulations](#),
- order standard equipment at check-in.



**Standard equipment includes:**

- walls,
- carpet,
- three chairs,
- table,
- the electrical connection,
- stand lighting,
- company name inscription,
- dustbin.

**Outdoors (A sector):**

- the exposition needs to be set up yourself,
- the exposure area may be on asphalt, rubble or meadow.

**Both indoor and outdoor exposure is available as an option:**

- ordering the electricity supply,
- rent chairs and tables,
- to unload the exhibits order a lift and / or crane with spec. staff services.

### **Registration of Participants**



1. Deal with the organizers the location of the stand at the exhibition.
2. Get acquainted with the [rules of participation](#) in the exhibition.
3. Register for the exhibition online at <https://expoacademia.lt/en-gyvulininkystes-paroda-for-participants?ln=en>
4. After receiving confirmation of the registration, log in to the Participants' self-service system ("Login" button).
5. With help of the Application Wizard, go through all 11 steps.
6. In the last step, click the "Apply" button. The message "Your application has been formed and submitted!" will appear on the screen.
7. Do not forget to download the contract, sign it with an electronic signature and send it to the exhibition organizers.



**Have questions? Contact us**  
[eugenija.vasyliene@vdu.lt](mailto:eugenija.vasyliene@vdu.lt)  
[vspc.zua@vdu.lt](mailto:vspc.zua@vdu.lt)

**See you at the Exhibition!**

Organizers